



# CRStar Insights

## CPM Accreditation Reports

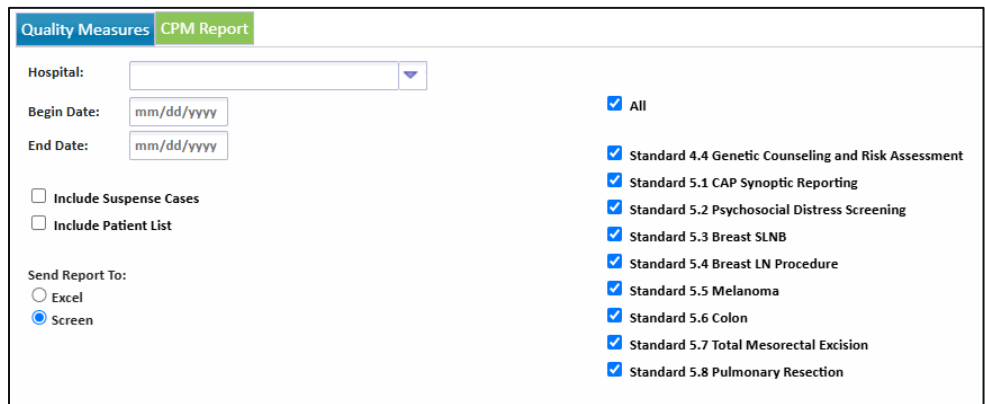
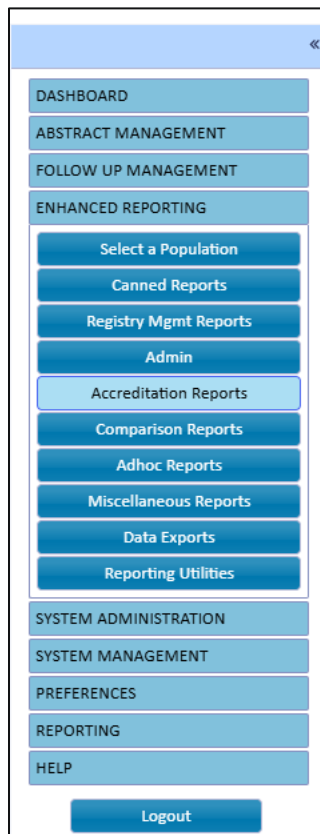
A new automated CPM (Cancer Program Management) Accreditation Report has been developed to provide valuable insights into data related to the Optimal Resources for Cancer Care 2020 Standards 4.4 and 5.1-5.8.

For Standards 4.4, 5.1, and 5.2, the reports are generated using data entered in the Chart Audit section of the CPM module.

For the CoC Surgical Standards 5.3 through 5.8, the reports are generated using data from the coded surgical data fields to determine if the case meets the criteria for the standard, and uses the answers from the CPM Chart Audit screen to determine concordance. (See note on page 2)

### Accessing the Accreditation Reports

Navigate to the Enhanced Reporting Module in CRStar. Open the Accreditation Reports from the main menu and then open CPM Reports:




The CPM report settings default to all hospitals, all years, and all standards. Use the filtering options to select a single or multiple hospitals, and to designate a date range.

Use the checkboxes to include suspense cases if desired, and to include a patient list with your final report.

Select ALL Standards or limit the report by checking just the ones to include.

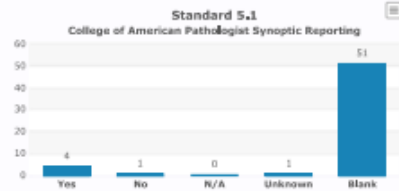
CPM Accreditation Report

Standard 4.4 - Genetic Counseling and Risk Assessment						
	Yes	No	N/A	Unk	Blank	Total
Genetic Counseling Recommended	1 (1.8%)	2 (3.5%)	2 (3.5%)	1 (1.8%)	51 (89.5%)	57 (100%)
Genetic Counseling Referral Made	3 (5.3%)	0 (0%)	2 (3.5%)	1 (1.8%)	51 (89.5%)	57 (100%)
Genetic Counseling Completed	2 (3.5%)	0 (0%)	2 (3.5%)	2 (3.5%)	51 (89.5%)	57 (100%)



Standard 4.4 - Patient List +

Standard 5.1 CAP Protocol		
Followed	Cases	Percent
Yes	4	7.0%
No	1	1.8%
N/A	0	0%
Unknown	1	1.8%
Blank	51	89.5%
<b>Total</b>	<b>57</b>	<b>100.0%</b>



Standard 5.1 - Patient List +

Standard 5.2 - Psychosocial Distress Screening		
Cases	Percent	
Yes	4	7.0%
No	0	0%
N/A	2	3.5%
Unknown	0	0%
Blank	51	89.5%
<b>Total</b>	<b>57</b>	<b>100.0%</b>



Standard 5.2 - Patient List +

Standard 5.3 - 5.8 Surgical Standards						
	Compliant	Not Compliant	N/A	Unknown	Not Answered	Total
5.3 - Breast SLNB	0 (0%)	1 (11.1%)	1 (11.3%)	0 (0%)	7 (77.8%)	9 (100%)
5.4 - Axillary LN Procedure	1 (20.0%)	0 (0%)	0 (0%)	0 (0%)	4 (80.0%)	5 (100%)
5.5 - Melanoma Wide Excision	1 (100%)	0 (0%)	0 (0%)	0 (0%)	0 (0%)	1 (100%)
5.6 - Colon Resection	0 (0%)	1 (100%)	0 (0%)	0 (0%)	0 (0%)	1 (100%)
5.7 - Total Mesorectal Excision	1 (50.0%)	0 (0%)	0 (0%)	0 (0%)	1 (50.0%)	2 (100%)
5.8 - Pulmonary Resection	1 (50.0%)	0 (0%)	0 (0%)	0 (0%)	1 (50.0%)	2 (100%)

Standard 5.3 - Patient List: Breast SLNB +

Standard 5.4 - Patient List: Axillary LN Procedure +

Standard 5.5 - Patient List: Melanoma Wide Excision +

Standard 5.6 - Patient List: Colon Resection +

Standard 5.7 - Patient List: Total Mesorectal Excision +

Standard 5.8 - Patient List: Pulmonary Resection +

Upon printing the CPM Report to screen, a summary report for all selected standards is displayed, including a patient list for each if that option was checked. Click the + in the Patient List bar below each graphic to expand the patient lists.

These reports can also be sent to excel if preferred.

Note: To review the selection criteria for the surgical standards, refer to *CRStar Insights - Select a Population for COC Surgical Standards*, dated 8/19/24, available on the Resource Page.

Support Available at [my.crstar.com](http://my.crstar.com)