



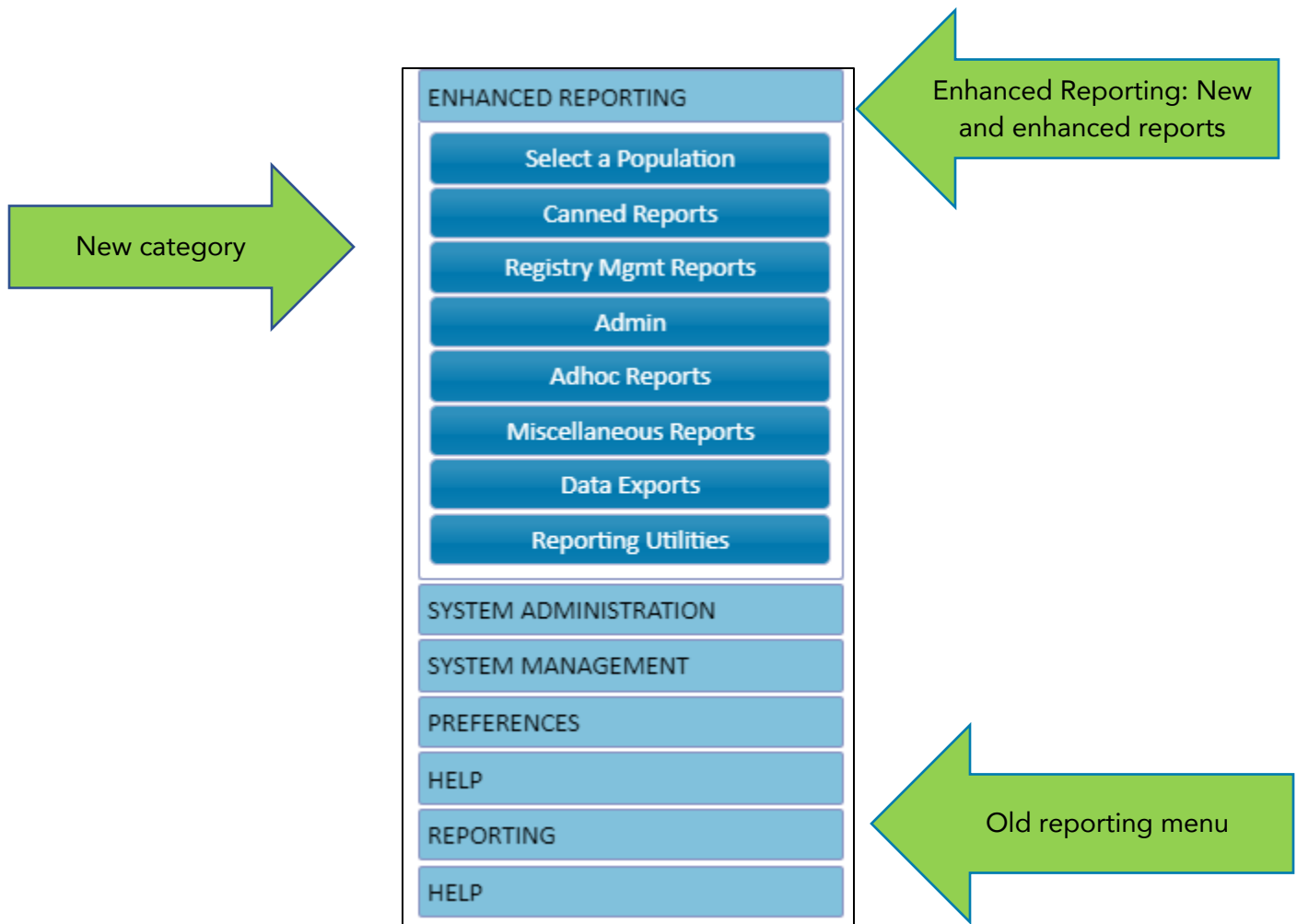
CRStar Insights

Enhanced Reporting Module

Released 08/24/2023

This CRStar Insight will outline the features and usage of several enhanced reports and show changes and additions to the Enhanced Report menu located on the left navigation screen. We strongly encourage users to begin using the new options, as the old options will eventually be removed once the reporting module makeover has been completed.

- The CRStar reporting menu option has been renamed Enhanced Reporting and moved up in the navigation window
- The old Reporting option has been moved to the bottom of navigation window
- A new reporting category has been created called Registry Management Reports



Enhanced Treatment Distribution

In addition to the existing treatment by facility, physician, treatment combination and treatment distribution, a treatment by site report has been added.

Site Distribution | **Treatment Distribution** | Survival

Create a Population Label Population Label: 2021 ANALYTIC COLORECTAL CASES

Treatment by Facility
 Dx Stage Procedure Surgery Chemo Radiation Immuno Hormone Other Treatment

Treatment by Physician
 Dx Stage Procedure Surgery Chemo Radiation Immuno Hormone Other Treatment

Treatment by Site
 Ca in-situ cervix, squamous and basal skin cell, and intraepithelial neoplasia cases:
 Include
 Exclude

Treatment Combination

Treatment Distribution
 Treatment Type:
 Dx Stage Procedure
 Surgery
 Scope of LN Surgery
 Number of LN Examined
 Surgery Other/Regional Site
 Radiation
 Chemo
 Hormone Therapy
 Immunotherapy
 Other Treatment


Treating Hospital(s):

Course of Treatment:
 First Course
 Subsequent
 All Courses

Send Report To:
 Excel
 Screen

Treatment Values:
 1
 2
 3
 4
 5
 6

Start Time: End Time:



June 01, 2023 Treatment by Site for 2021 Cases

Site Name	Surg	None	Surg/Chem	Surg/Rad/Horm	Chem	All Others	Total
Lip	4 66.7%	1 16.7%	0 0.0%	0 0.0%	0 0.0%	1 16.7%	6 0.1%
Base Of Tongue	1 7.1%	0 0.0%	0 0.0%	0 0.0%	0 0.0%	13 92.9%	14 0.3%
Other Parts Of Tongue	11 45.8%	1 4.2%	0 0.0%	0 0.0%	0 0.0%	12 50.0%	24 0.4%
Gum	6 37.5%	2 12.5%	0 0.0%	0 0.0%	0 0.0%	8 50.0%	16 0.3%
Floor Of Mouth	3 60.0%	0 0.0%	0 0.0%	0 0.0%	0 0.0%	2 40.0%	5 0.1%
Palate	2 66.7%	0 0.0%	0 0.0%	0 0.0%	0 0.0%	1 33.3%	3 0.1%
Other/Unspecified Parts Of Mouth	4 21.1%	2 10.5%	0 0.0%	0 0.0%	0 0.0%	13 68.4%	19 0.3%
Parotid Gland	0 0.0%	0 0.0%	0 0.0%	0 0.0%	0 0.0%	6 100%	6 0.1%
Other Salivary Glands	0 0.0%	0 0.0%	0 0.0%	0 0.0%	0 0.0%	3 100%	3 0.1%
Tonsil	1 5.6%	0 0.0%	0 0.0%	0 0.0%	0 0.0%	17 94.4%	18 0.3%
Oropharynx	0 0.0%	2 18.2%	0 0.0%	0 0.0%	0 0.0%	9 81.8%	11 0.2%
Nasopharynx	0 0.0%	0 0.0%	0 0.0%	0 0.0%	0 0.0%	3 100%	3 0.1%
Hypopharynx	0 0.0%	0 0.0%	0 0.0%	0 0.0%	0 0.0%	4 100%	4 0.1%
Esophagus	3 7.0%	5 11.6%	2 4.7%	0 0.0%	5 11.6%	28 65.1%	43 0.8%
Stomach	23 33.3%	30 45.5%	7 10.1%	0 0.0%	8 11.8%	21 30.8%	88 1.2%
Small Intestine	27 69.2%	5 7.7%	3 7.7%	0 0.0%	1 2.6%	5 12.8%	39 0.7%
Colon	64 36.2%	38 21.5%	50 28.2%	1 0.4%	12 6.8%	12 6.8%	177 3.2%
Rectosigmoid Junction	4 25.0%	2 12.5%	4 25.0%	0 0.0%	3 18.8%	3 18.8%	16 0.3%
Rectum	17 26.6%	14 21.9%	3 4.7%	0 0.0%	1 1.4%	29 45.3%	64 1.2%
Anus and Anal Canal	1 7.1%	2 14.3%	0 0.0%	0 0.0%	0 0.0%	11 78.6%	14 0.3%
Liver and Bile Ducts	54 32.3%	40 24.0%	16 9.6%	0 0.0%	33 19.8%	24 14.4%	167 3.0%
Gallbladder	7 33.3%	3 14.3%	6 28.6%	0 0.0%	3 14.3%	2 9.5%	21 0.4%
Other Biliary Tract	5 21.7%	7 30.4%	8 36.1%	0 0.0%	2 8.7%	3 13.0%	23 0.4%
Pancreas	26 12.8%	62 28.2%	33 15.1%	0 0.0%	63 28.8%	33 15.1%	219 4.0%
Nasal Cavity and Middle Ear	0 0.0%	1 11.1%	0 0.0%	0 0.0%	0 0.0%	8 88.9%	9 0.2%
Accessory Sinuses	1 50.0%	0 0.0%	0 0.0%	0 0.0%	0 0.0%	1 50.0%	2 0.0%
Larynx	3 12.5%	4 16.7%	0 0.0%	0 0.0%	0 0.0%	17 70.8%	24 0.4%
Trachea	1 100%	0 0.0%	0 0.0%	0 0.0%	0 0.0%	0 0.0%	1 0.0%
Bronchus and Lung	122 24.3%	77 15.3%	28 5.6%	0 0.0%	33 6.6%	243 48.3%	503 9.2%
Thymus	2 50.0%	0 0.0%	0 0.0%	0 0.0%	0 0.0%	2 50.0%	4 0.1%
Heart Mediastinum Pleura	0 0.0%	1 16.7%	0 0.0%	0 0.0%	3 50.0%	4 66.7%	4 0.1%

Registry Management Reports

Productivity

The Productivity report has been enhanced with new features:

- Users may now select a hospital or hospitals to include from a drop-down menu
- Users may now select a particular abstractor from the drop-down menu or leave blank to select all
- A patient list can now be generated in addition to the productivity report
- Users can now select a graph type: Bar, Column or Pie

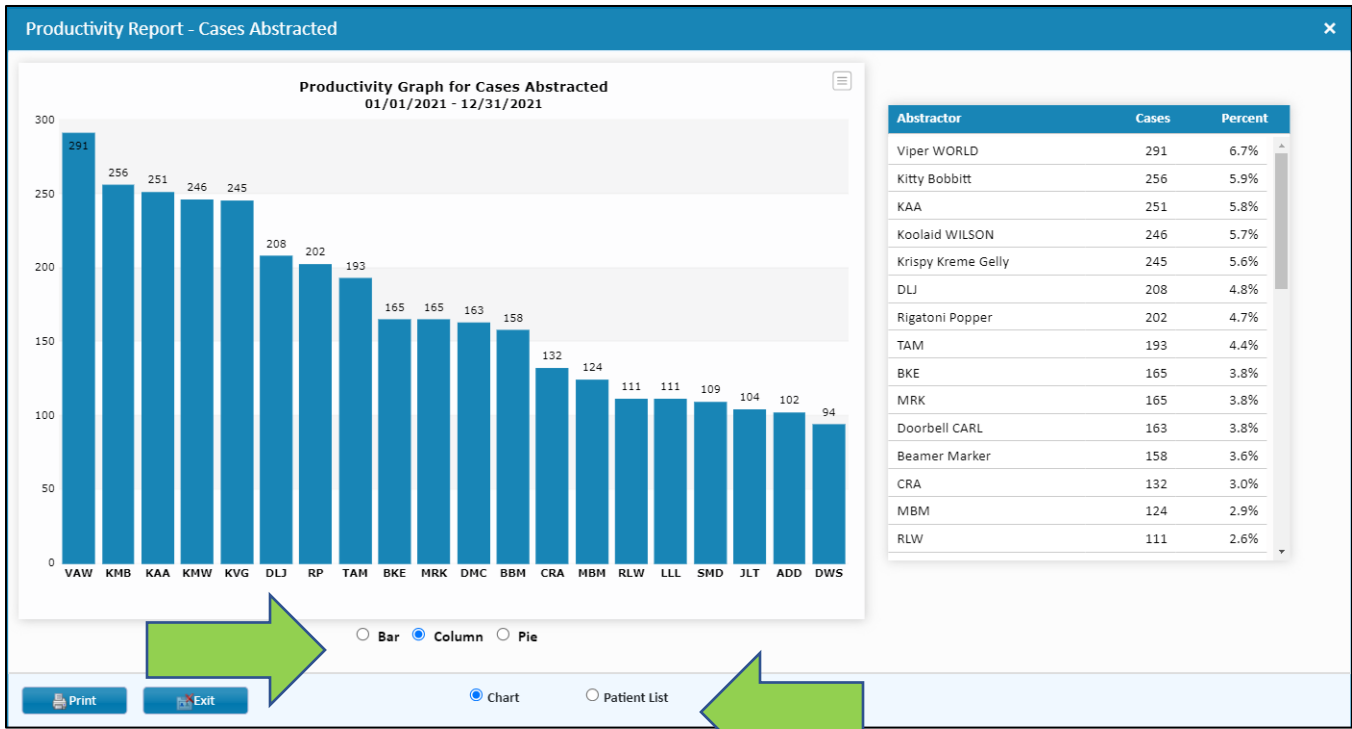
The screenshot displays the 'Productivity' report configuration interface. It includes a 'Productivity' tab and a 'Timeliness' tab. The 'Begin Date' is set to 01/01/2021 and the 'End Date' is 12/31/2021. The 'Hospital' dropdown menu is set to '01,02'. The 'Abstractor' dropdown menu is currently empty. The 'Productivity Report Type' section has radio buttons for 'Cases Completed', 'Cases Abstracted' (selected), 'Follow-Up Entered', and 'Last Follow-Up Entered'. The 'Include Patient List' checkbox is checked. The 'Send Report To' section has radio buttons for 'Excel' and 'Screen' (selected). At the bottom, there is a 'Start Time: 4:14:35 PM' and two buttons: 'Run' and 'New'.

Hospital Lookup

Hosp Nbr	Hosp Name	
<input checked="" type="checkbox"/>	01	ERS 2022 HOSPITAL erslist01
<input checked="" type="checkbox"/>	02	ERS 2023 ST ELSEWHERE testlist01
<input type="checkbox"/>	03	ERS 2023 SUNSHINE HOSPITAL
<input type="checkbox"/>	04	ERS 2023 Who Knew Hospital
<input type="checkbox"/>	05	ERS 2023 Hollywood Hospital
<input type="checkbox"/>	06	ERS 2023 JOLLY MEDICAL CENTER
<input type="checkbox"/>	07	ERS 2023 GULF SAND MEDICAL CENTER
<input type="checkbox"/>	08	ERS 2023 SUNSET WEST HOSPITAL

Abstractors

Code	Description
ABD	Angelo Dupree
ADD	Apricot Delivery
AEA	Allie Argentina
ASB	Argentina Breakers
BBM	Beamer Marker
BNS	Bargain Shingles
CBB	Copper Brew
CD	Cypress Deadline
CF	Cappy Flowering
CSW	Cargo WEIGHT
DAX	JUNE CARTER
DC	Dixie CARTELL
DCO	Dairy Operations
DHF	Dippy Favor
DMC	Doorbell CARL



June 01, 2023 Productivity Report - Cases Abstracted Patient List Hospital: 01,02

Hosp	Last Name	First Name	MRN	DOB	Site	Seq	Class	Dx Date	First Cont Date	Date Abstracted	Abstractor	Date Modified	Modified By
01	COLON	SUSAN	72386271	02/06/1969	18	00	21	11/12/2017	01/30/2018	05/20/2021	Swimming Mermaid	05/20/2021	SLM
01	SMALL INTESTINE	GREGORY	72108512	03/26/1951	17	00	22	11/21/2016	12/08/2016	01/20/2021	Swimming Mermaid	01/20/2021	SLM
01	THYROID GLAND	JOHNNY	70240335	02/04/1945	19	02	12	06/08/2018	07/16/2018	05/20/2021	Swimming Mermaid	05/20/2021	SLM
01	ORBIT, NOS AND OVERLAPPING LES	FUSTER	54579260	09/23/1946	69	02	14	08/29/2018	08/29/2018	01/04/2021	Swimming Mermaid	01/14/2021	SLM
02	OTHER & UNSPECIFIED URINARY OR	KATHLEEN	50347884	03/27/1932	68	00	14	11/01/2018	11/01/2018	01/05/2021	Swimming Mermaid	01/05/2021	SLM
01	LYMPHOMA	NAVIN	8048471	01/07/1985	77	00	14	12/06/2017	12/06/2017	06/02/2021	Swimming Mermaid	06/02/2021	SLM
02	SKIN	REBECCA	9499775	09/01/1958	50	02	22	01/30/2019	03/14/2019	05/03/2021	Cargo WEIGHT	05/03/2021	CSW
01	LIVER & BILE DUCTS	TERESA	51720336	11/06/1961	22	00	14	09/11/2017	09/11/2017	01/21/2021	Swimming Mermaid	01/21/2021	SLM
01	UNK PRIMARY	LAVERNE	71091038	12/30/1954	80	00	22	12/19/2017	01/16/2018	01/21/2021	Swimming Mermaid	01/21/2021	SLM
01	NASOPHARYNX	DONNIE	70893764	06/28/1948	22	02	14	12/04/2017	12/04/2017	01/21/2021	Swimming Mermaid	03/04/2021	SLM
01	LIVER & BILE DUCTS	GARY	52825671	09/27/1952	22	00	32	07/21/2017	03/06/2018	01/26/2021	Swimming Mermaid	01/26/2021	SLM
01	COLON	PENNY	50504133	05/09/1961	18	00	32	12/16/2016	08/20/2018	01/06/2021	Swimming Mermaid	01/06/2021	SLM
01	OTHER ORAL CAVITY	KAREN	51804077	01/27/1964	14	00	12	06/05/2017	07/05/2017	01/20/2021	Swimming Mermaid	01/20/2021	SLM
01	MENINGES	BARBARA	71867511	12/29/1948	70	60	14	05/25/2017	05/25/2017	01/06/2021	Swimming Mermaid	01/06/2021	SLM
01	OTHER ENDOCRINE GLANDS	ANNA	72253653	02/04/1988	75	60	14	12/11/2017	12/11/2017	06/03/2021	Swimming Mermaid	06/03/2021	SLM
01	MENINGES	SAMMIE	70761007	05/26/1940	70	60	14	12/15/2017	12/15/2017	01/06/2021	Swimming Mermaid	02/18/2021	CCR
01	MENINGES	MADELINE	54964164	10/26/1946	70	60	14	11/13/2017	11/13/2017	01/06/2021	Swimming Mermaid	01/06/2021	SLM
01	ANUSANALCANAL	NEWTON	52856971	07/02/1941	21	02	12	08/14/2017	09/11/2017	01/20/2021	Swimming Mermaid	01/20/2021	SLM
01	PROSTATE	VERNON	51878820	08/14/1951	25	02	14	10/06/2017	10/06/2017	01/28/2021	Swimming Mermaid	01/28/2021	SLM
01	LIVER & BILE DUCTS	REBECCA	9488502	01/25/1948	22	00	14	11/16/2017	11/16/2017	01/28/2021	Swimming Mermaid	01/28/2021	SLM
01	PROSTATE	MAURICE	70335603	10/20/1960	61	00	14	10/24/2017	10/24/2017	01/04/2021	Swimming Mermaid	01/04/2021	SLM
01	MENINGES	MARGARET	9502416	09/23/1949	70	60	22	06/14/2017	08/01/2017	01/14/2021	Swimming Mermaid	01/14/2021	SLM

Chart
 Patient List

Timeliness

The Timeliness report has been enhanced with new features:

- Users can now select either the Date Abstracted or the COC Date Case Completed fields
- Users can now select a time increment: 1 Month, 2 Months, or 3 Months
- Users can now generate a patient list in addition to the report output

Productivity
Timeliness

Create a Population Label Population Label: 2022 cases

✖ Delete Label
✎ Edit Selection

Date Used for Calculation:

Date Abstracted

CoC Date Case Completed

Time Increment:

1 Month

2 Months

3 Months

Include Patient List

Send Report To:

Excel

Screen

Timeliness Report																
June 22, 2023 Timeliness Report for: 2021 ANALYTIC CASES																
0-2 Months		615	67.6%													
3-5 Months		284	31.2%													
6-8 Months		1	0.1%													
9-11 Months		2	0.2%													
12-14 Months		5	0.5%													
15-17 Months		3	0.3%													
Excluded Cases: 42																
Hosp	Last Name	First Name	MRN	DOB	Site	Seq	Dx Date	First Contact Date	Date Abstracted	Abstracted By	Casefinding Source	Date Initiated	Date Completed	Days	Months	
1	01	LUNG	DONALD	50211496	10/12/1943	34	00	01/05/2021	01/05/2021	03/16/2020	MS	20	02/02/2021	03/17/2021	-295	-10
2	01	CONNECTIVE SUBCUTANEOUS OTHE	EMMA	72335119	01/05/1952	49	02	04/12/2021	05/19/2021	05/24/2021	VAW	20	05/16/2021	06/02/2021	5	0
3	01	LUNG	WARREN	54100474	03/23/1965	34	00	02/25/2021	02/25/2021	03/08/2021	RP	20	03/04/2021	03/08/2021	11	0
4	01	LYMPHOMA	QUILLA	9504074	07/11/1980	77	00	04/18/2021	04/18/2021	04/29/2021	KMW	20	04/22/2021		11	0
5	01	LYMPHOMAEXTRA	ROBERT	9493334	03/29/1943	16	03	03/02/2021	05/12/2021	05/24/2021	KMB	20	04/21/2021	05/24/2021	12	0
6	01	PANCREAS	LINDA	50559749	08/22/1963	25	00	04/09/2021	05/11/2021	05/23/2021	KMB	20	04/18/2021	05/23/2021	12	0
7	01	RECTUM	HOMER	8136426	07/19/1946	20	00	04/21/2021	06/09/2021	06/22/2021	KMB	22	06/07/2021		13	0
8	01	SKIN	RENE	50709704	10/03/1963	44	00	05/13/2021	05/13/2021	05/26/2021	KVG	20	05/19/2021		13	0
9	01	RECTUM	CHARLES	73814518	05/20/1954	20	00	04/29/2021	06/08/2021	06/22/2021	KMB	20	05/16/2021		14	0
10	01	LYMPHOMAEXTRA	STEPHEN	50655213	12/05/1945	44	03	05/10/2021	05/10/2021	05/25/2021	KVG	20	05/12/2021		15	0
11	01	RECTUM	OSBALDO	50431266	07/18/1968	20	00	02/04/2021	04/12/2021	05/03/2021	KMB	20	03/01/2021		21	0
12	01	URINARY	LUTHER	51953828	03/07/1941	44	02	04/21/2021	04/21/2021	05/14/2021	KVG	20	04/25/2021	05/14/2021	23	0

Miscellaneous Reports

TNM Graph

The TMN graph has been enhanced to display four separate stage graphs:

- Clinical Stage
- Pathological Stage
- Clinical Post Therapy Stage
- Pathological Post Therapy Stage

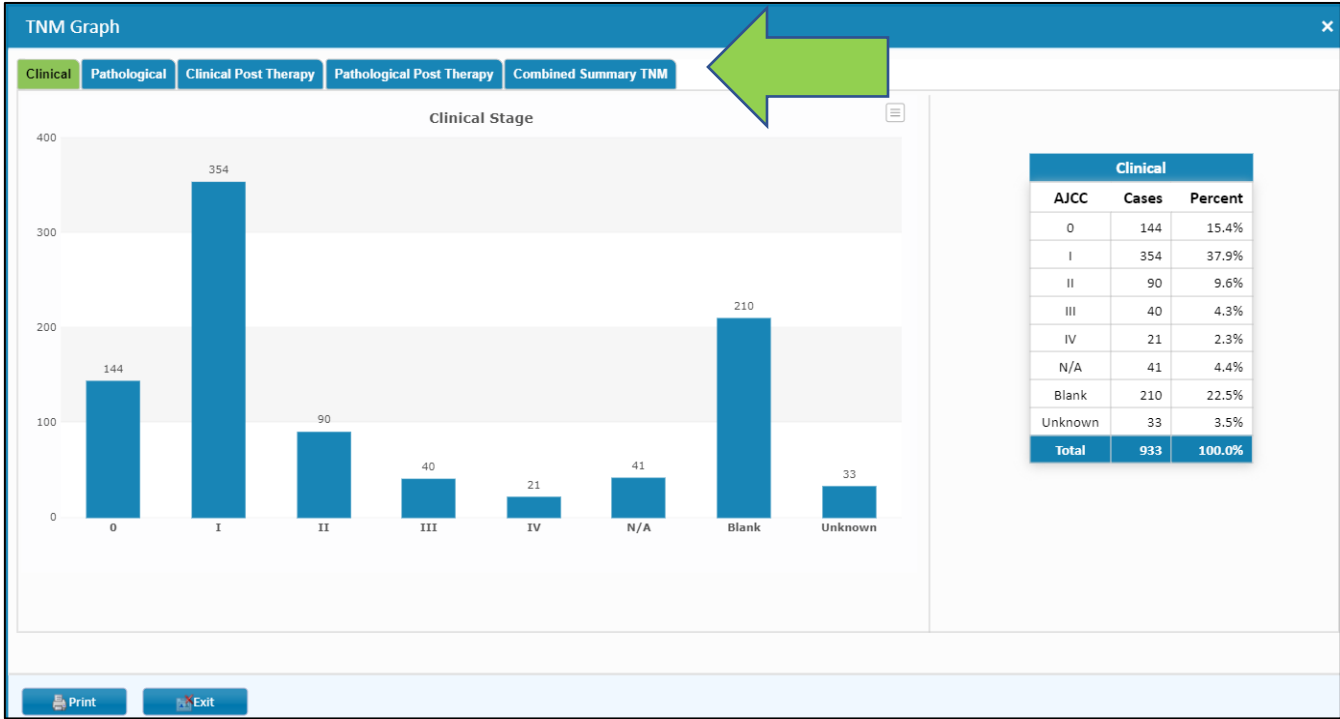
TNM Graph
Days to Treatment

Create a Population Label Population Label:

Delete Label
Edit Selection

Send Report To:

 Excel
 Screen



Support available at www.mycrstar.com